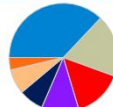









Resultats provisionals de les Eleccions municipals 2015.

Dades facilitades pel *Ministerio del Interior, del Gobierno de España.*

Datos de las **16:56** del 25 de Mayo de 2015
Escrutado **100%**

Concejales a elegir en 2015: 27

2015			2015 - Concejales a elegir: 27	
Total votantes	89.851	57,53%		
Abstención	66.338	42,47%		
Votos nulos	513	0,57%		
Votos en blanco	1.198	1,34%		

2015				
Candidaturas	Votos			Concejales
P.P.	30.559	34,21%		10
BADALONA EN COMÚ-PA	15.645	17,51%		5
PSC-CP	12.590	14,09%		4
ERC-AVANCEM-MES-AM	9.812	10,98%		3
CIU	7.097	7,94%		2
ICV-EUA-EP-E	5.971	6,68%		2
C's	5.000	5,60%		1
FEM B, PMB	460	0,51%		
RED	402	0,45%		
LLEI	328	0,37%		
UPyD	277	0,31%		

Resultats provisionals de les Eleccions municipals 2015: Valors absoluts

ZONA	CENS	Vots totals	Vots candidats	%part.	Vots interv.	Vots nuls	Vots blancs	P.P.	BADALONA EN COMÚ-PA	PSC-CP	ERC-AVANCEM-MES-AM	CiU	ICV-EUA-EP-E	Cs	FEM B,PMB	RED	LLEI	UPyD
ARTIGUES	2.786	1.409	1.386	50,57%	0	7	16	501	206	239	135	84	102	99	10	6	3	2
BONAVISTA	1.035	611	603	59,03%	0	0	8	200	115	87	41	34	60	53	7	2	0	4
BUFALA	12.624	7.300	7.153	57,83%	1	35	112	2.288	1.365	882	930	580	554	421	58	25	32	16
CAN CLARIS	2.488	1.484	1.461	59,65%	0	4	19	530	261	233	150	67	103	93	11	8	1	4
CANYADO-MANRESA-GUIXERES	1.569	952	943	60,68%	0	7	2	248	198	92	139	135	68	53	1	4	5	0
CANYET - MAS RAM - POMAR DE DALT	1.315	777	757	59,09%	0	3	17	211	97	78	118	133	41	63	5	2	5	4
CASAGEMES	7.199	4.740	4.637	65,84%	0	29	74	858	902	303	1.190	967	249	114	17	7	31	3
CENTRE	6.151	4.197	4.104	68,23%	1	21	72	605	769	238	1.044	1.126	168	97	26	3	26	3
COLL I PUJOL	2.298	1.476	1.450	64,23%	0	2	24	277	275	116	358	238	108	68	3	1	4	2
CONGRES	2.257	1.383	1.359	61,28%	0	9	15	493	222	263	109	79	87	69	5	9	5	18
DALT DE LA VILA	3.940	2.625	2.567	66,62%	0	11	47	468	446	180	629	650	100	57	13	3	19	2
EL REMEI	634	287	282	45,27%	0	2	3	94	50	61	33	6	19	19	0	0	0	0
GORG	5.039	2.963	2.920	58,80%	0	17	26	964	546	422	330	208	227	162	18	18	8	12
LA MORERA	5.171	3.236	3.168	62,58%	0	15	53	1.035	632	327	509	255	203	128	8	5	61	6
LA PAU	2.720	1.355	1.331	49,82%	0	10	14	497	203	296	57	26	97	116	17	9	7	6
LA SALUT	10.187	5.137	5.058	50,43%	0	33	46	2.309	759	1.030	197	125	285	274	13	33	13	21
LLOREDA	1.637	795	777	48,56%	0	5	13	296	143	168	31	18	56	52	3	4	0	6
NOVA LLOREDA	9.366	5.719	5.618	61,06%	0	26	75	2.120	1.143	836	321	160	487	450	29	35	13	24
POMAR	3.865	1.936	1.905	50,09%	0	9	22	770	367	362	75	66	122	106	9	12	11	5
PROGRES	7.956	5.282	5.145	66,39%	0	33	104	1.203	1.000	406	1.080	834	345	215	26	6	23	7
PUIGFRED - MONTIGALA	9.352	5.418	5.306	57,93%	0	38	74	1.761	1.007	897	350	213	490	507	31	18	3	29
RAVAL	6.382	3.899	3.814	61,09%	0	19	66	1.149	731	437	603	357	264	194	45	17	11	5
SANT ANTONI DE LLEFIA	10.271	5.680	5.576	55,30%	0	40	64	2.268	1.030	1.020	281	148	380	343	22	48	14	24
SANT CRIST DE CAN CABANYES	7.308	3.868	3.811	52,93%	1	13	44	1.640	741	548	265	135	250	191	10	13	6	12
SANT JOAN DE LLEFIA	8.989	4.920	4.840	54,73%	0	28	52	2.415	610	828	212	82	321	289	24	38	6	15
SANT MORI DE LLEFIA	12.293	7.127	6.995	57,98%	0	49	83	3.329	1.009	1.126	379	188	471	382	33	49	12	17
SANT ROC - LA MORA	7.642	3.261	3.203	42,67%	0	30	28	1.183	460	797	130	157	177	243	15	20	6	15
SISTRELLS	3.709	2.014	1.971	54,30%	0	18	25	847	358	318	116	26	137	142	1	7	3	15

Resultats provisionals de les Eleccions municipals 2015: Percentatges

ZONA	CENS	Vots totals	Vots candidats	%part.	Vots interv.	Vots nuls	Vots blancs	P.P.	BADALONA EN COMÚ-PA	PSC-CP	ERC-AVANCEM-MES-AM	CiU	ICV-EUA-EP-E	Cs	FEM B,PMB	RED	LLEI	UPyD
ARTIGUES	2.786	1.409	1.386	50,57%	0	7	16	35,73%	14,69%	17,05%	9,63%	5,99%	7,28%	7,06%	0,71%	0,43%	0,21%	0,14%
BONAVISTA	1.035	611	603	59,03%	0	0	8	32,73%	18,82%	14,24%	6,71%	5,56%	9,82%	8,67%	1,15%	0,33%	0,00%	0,65%
BUFALA	12.624	7.300	7.153	57,83%	1	35	112	31,49%	18,79%	12,14%	12,80%	7,98%	7,63%	5,79%	0,80%	0,34%	0,44%	0,22%
CAN CLARIS	2.488	1.484	1.461	59,65%	0	4	19	35,81%	17,64%	15,74%	10,14%	4,53%	6,96%	6,28%	0,74%	0,54%	0,07%	0,27%
CANYADO-MANRESA-GUIXERES	1.569	952	943	60,68%	0	7	2	26,24%	20,95%	9,74%	14,71%	14,29%	7,20%	5,61%	0,11%	0,42%	0,53%	0,00%
CANYET - MAS RAM - POMAR DE DALT	1.315	777	757	59,09%	0	3	17	27,26%	12,53%	10,08%	15,25%	17,18%	5,30%	8,14%	0,65%	0,26%	0,65%	0,52%
CASAGEMES	7.199	4.740	4.637	65,84%	0	29	74	18,21%	19,15%	6,43%	25,26%	20,53%	5,29%	2,42%	0,36%	0,15%	0,66%	0,06%
CENTRE	6.151	4.197	4.104	68,23%	1	21	72	14,49%	18,41%	5,70%	25,00%	26,96%	4,02%	2,32%	0,62%	0,07%	0,62%	0,07%
COLL I PUJOL	2.298	1.476	1.450	64,23%	0	2	24	18,79%	18,66%	7,87%	24,29%	16,15%	7,33%	4,61%	0,20%	0,07%	0,27%	0,14%
CONGRES	2.257	1.383	1.359	61,28%	0	9	15	35,88%	16,16%	19,14%	7,93%	5,75%	6,33%	5,02%	0,36%	0,66%	0,36%	1,31%
DALT DE LA VILA	3.940	2.625	2.567	66,62%	0	11	47	17,90%	17,06%	6,89%	24,06%	24,87%	3,83%	2,18%	0,50%	0,11%	0,73%	0,08%
EL REMEI	634	287	282	45,27%	0	2	3	32,98%	17,54%	21,40%	11,58%	2,11%	6,67%	6,67%	0,00%	0,00%	0,00%	0,00%
GORG	5.039	2.963	2.920	58,80%	0	17	26	32,72%	18,53%	14,32%	11,20%	7,06%	7,71%	5,50%	0,61%	0,61%	0,27%	0,41%
LA MORERA	5.171	3.236	3.168	62,58%	0	15	53	32,13%	19,62%	10,15%	15,80%	7,92%	6,30%	3,97%	0,25%	0,16%	1,89%	0,19%
LA PAU	2.720	1.355	1.331	49,82%	0	10	14	36,95%	15,09%	22,01%	4,24%	1,93%	7,21%	8,62%	1,26%	0,67%	0,52%	0,45%
LA SALUT	10.187	5.137	5.058	50,43%	0	33	46	45,24%	14,87%	20,18%	3,86%	2,45%	5,58%	5,37%	0,25%	0,65%	0,25%	0,41%
LLOREDA	1.637	795	777	48,56%	0	5	13	37,47%	18,10%	21,27%	3,92%	2,28%	7,09%	6,58%	0,38%	0,51%	0,00%	0,76%
NOVA LLOREDA	9.366	5.719	5.618	61,06%	0	26	75	37,24%	20,08%	14,68%	5,64%	2,81%	8,55%	7,90%	0,51%	0,61%	0,23%	0,42%
POMAR	3.865	1.936	1.905	50,09%	0	9	22	39,96%	19,05%	18,79%	3,89%	3,43%	6,33%	5,50%	0,47%	0,62%	0,57%	0,26%
PROGRES	7.956	5.282	5.145	66,39%	0	33	104	22,92%	19,05%	7,73%	20,58%	15,89%	6,57%	4,10%	0,50%	0,11%	0,44%	0,13%
PUIGFRED - MONTIGALA	9.352	5.418	5.306	57,93%	0	38	74	32,73%	18,72%	16,67%	6,51%	3,96%	9,11%	9,42%	0,58%	0,33%	0,06%	0,54%
RAVAL	6.382	3.899	3.814	61,09%	0	19	66	29,61%	18,84%	11,26%	15,54%	9,20%	6,80%	5,00%	1,16%	0,44%	0,28%	0,13%
SANT ANTONI DE LLEFIA	10.271	5.680	5.576	55,30%	0	40	64	40,21%	18,26%	18,09%	4,98%	2,62%	6,74%	6,08%	0,39%	0,85%	0,25%	0,43%
SANT CRIST DE CAN CABANYES	7.308	3.868	3.811	52,93%	1	13	44	42,54%	19,22%	14,22%	6,87%	3,50%	6,49%	4,95%	0,26%	0,34%	0,16%	0,31%
SANT JOAN DE LLEFIA	8.989	4.920	4.840	54,73%	0	28	52	49,37%	12,47%	16,93%	4,33%	1,68%	6,56%	5,91%	0,49%	0,78%	0,12%	0,31%
SANT MORI DE LLEFIA	12.293	7.127	6.995	57,98%	0	49	83	47,03%	14,26%	15,91%	5,35%	2,66%	6,65%	5,40%	0,47%	0,69%	0,17%	0,24%
SANT ROC - LA MORA	7.642	3.261	3.203	42,67%	0	30	28	36,61%	14,24%	24,67%	4,02%	4,86%	5,48%	7,52%	0,46%	0,62%	0,19%	0,46%
SISTRELLS	3.709	2.014	1.971	54,30%	0	18	25	42,43%	17,94%	15,93%	5,81%	1,30%	6,86%	7,11%	0,05%	0,35%	0,15%	0,75%